

Rinnai

Infinity

Infinity

Continuous Flow
Hot Water



Infinity Continuous Flow Hot Water

Our Story

Rinnai revolutionised the Australian water market in the early 1990's when we launched the first electronically controlled gas continuous flow hot water system. Appropriately named, the Rinnai Infinity delivered a new user experience of steady and continuous, temperature controlled hot water.

Our latest Infinity products offer you unparalleled performance, user comfort, energy efficiency and water conservation features to help further reduce your household running cost.

Rinnai Continuous Flow hot water products have also been designed and engineered to withstand tough Australian conditions whilst never running out of hot water. This, coupled with great reliability, makes the Rinnai Infinity the obvious choice for your hot water needs.

Market Leading Warranty

Our commitment to producing exceptionally engineered, high quality products is supported by our market leading warranty offering and ensures your ultimate protection and peace of mind.

For Infinity models the standard product warranty is 12 years for Heat Exchangers and 3 years parts and labour. Rinnai is now offering the option of extending the warranty on the Heat Exchanger by a further 13 years taking it to a total of 25 years. This is subject to the terms and conditions outlined in the Warranty booklet.



*Made from premium materials and built to last, Rinnai provides a standard 3 year (12 Year Heat Exchanger) parts and labour warranty on all Rinnai Infinity Continuous Flow Hot Water systems plus an optional 13 years extended Heat Exchanger warranty. 25 year extended heat exchanger warranty available subject to participating in the Rinnai scheduled service program. Visit rinnai.com.au for full terms and conditions.

Features and Benefits

- Quicker commissioning and installation
- Market leading quality, Japanese design components manufactured in Rinnai's own state of the art facility
- 1.5L/min minimum operating water flow rate
- Improved resistance to corrosion
- Modern design packaged in a slimline case construction
- 50°C compliant models available. This is adjustable to achieve a true 50°C at the point of use[#]
- Compact 26L internal model available
- Enhanced electronic controlled safety monitoring
- Anti-frost protection down to -20°C
- 6 Star energy rating
- Puretemp™ temperature stability control, provides quick flow and precise outlet water temperatures.
- Enhanced Combustion Technology (ECT), ensuring maximum comfort with low flow (WELS) shower heads
- Built in status operation monitor displays set water temperatures and any system faults
- Natural gas or LPG models available



[#]Adjustable upto 53°C. For 60°C plus installations a tempering valve in accordance with AS3500.4 is required.

Quality and Reliability



This appliance complies with AS3498:2009
SAI Global Lic W208



1. Flue Terminal

Made from quality stainless steel our flue terminal has been cleverly designed to expel burner combustion products whilst trapping heat and diverting it back into the heat exchanger.

2. Gas Burner Assembly

The firepower behind the Infinity name, our burner designs are the envy of other continuous flow products. Being compact and minimal in design they play an important role in achieving our high levels of performance whilst reducing the weight of the overall product. These assemblies are also engineered and built in our state of the art manufacturing facilities.

3. Heat Exchanger

30 Years in the making and the heartbeat of the Rinnai Infinity, our Heat Exchangers are made from premium materials and engineered to perform and last.

4. Hot Water Connection

Made from a high quality brass material, our hot water outlets use multiple measurement points to ensure precision water temperature and safe delivery.

5. Cold Water Connection

Fast and accurate water flow control guarantees you get optimum hot water comfort at your required temperature.

6. Durable Case

Tough enough to withstand the harshest Australian conditions. Our powder coated case exteriors are built to last.

7. Gas Control Valve

Engineered and manufactured in our state of the art facility, Rinnai's gas valve uses multiple safe-guards to ensure the right amount of gas is delivered to the burners thus ensuring unparalleled performance and energy efficiency.

8. Combustion Fan

Steel construction and balanced fins ensure sustained performance, low dB operation and product longevity. Other products use inferior plastic drums and fins which severely limit product performance and life expectancy.

9. PCB Controller

The brains behind the Infinity product, our in-house designed and manufactured PCBs, perform various safety checks, performance operations, efficiency calculations and commands. The microprocessors are encapsulated in a special epoxy that keeps out moisture and insects and ensures hassle free operation.

10. Infinity Front Cover

Premium design aesthetic and finished in a durable UV stabilised powder coated finish. Our Infinity cover is the trophy piece that adorns the Infinity brand

There are now in excess of 1.25 Million Rinnai Continuous Flow hot water systems installed in Australian homes. This equates to filling 40 MCG's with hot water and creating enough energy to launch 24 space shuttles into outer space each year.

DID YOU KNOW?

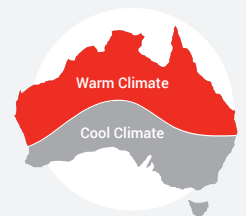
No comparison

Sizing guide

You can select the right capacity Rinnai Infinity for your current hot water needs or for future needs as your family and demand for hot water grows.

Applicable Models		Infinity 12	Infinity 16	Infinity 20	Infinity 26	Infinity 26i	Infinity 32
No. of shower outlets*	Warm Climate	1	1	1-2	1-3	1-3	2-4
No. of shower outlets*	Cool Climate	1	1	1	1-2	1-2	2-3

*Sizing assumes AAA or *3 star outlets. For non WELS rated or WELS rated fixtures with higher flow outlets (AA, A, 2 star or 1 star rated) a larger size appliance or additional appliance may be required to deliver adequate performance. Consult with your hot water specialist.



Hot Water Operating Cost Comparison

When you consider the space savings compared to storage, eco-efficiency and the continuous supply of hot water that comes with Rinnai Infinities continuous flow technology, there is no comparison. When you look at the cost savings over the long run, well, it just keeps getting better. More comfort for less money.

Hot water system		ANNUAL ENERGY COST			
		1 Person (60 Litres per day) [#]	2 People (90 Litres per day) [#]	3 People (120 Litres per day) [#]	4 People (150 Litres per day) [#]
Continuous flow technology	Natural Gas	\$160	\$230	\$295	\$365
4 Star Gas Storage Tanks	Natural Gas	\$285	\$350	\$415	\$475
5 Star Gas Storage Tanks	Natural Gas	\$230	\$290	\$350	\$410

[#]The above annual energy costs are taken from sustainability Victoria. Refer to: www.sustainability.vic.gov.au/You-and-Your-Home/Save-energy/Hot-water/Hot-water-running-costs for calculation methodology and more information.

Water Controllers

Rinnai offers a comprehensive range of water controllers for our Infinity Continuous Flow range that enhances your hot water experience through precision temperature control whilst optimising energy and water use.



Universal

- Temperature display
- Priority transfer button
- Preheat system function (where installed)



Deluxe

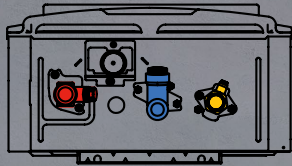
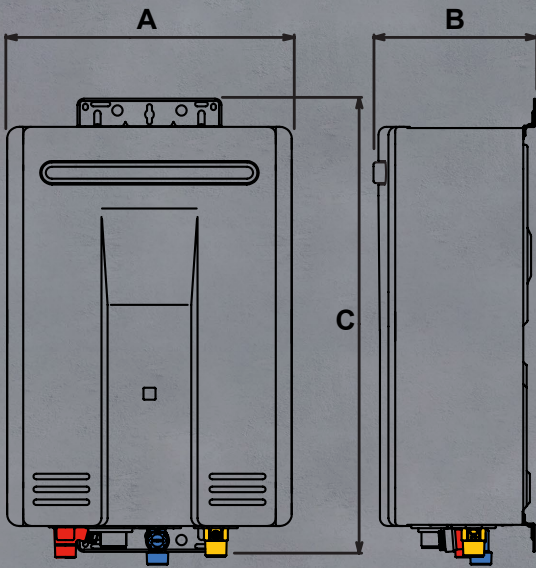
- Temperature display and clock
- Priority transfer button
- Preheat system function (where installed)
- Bath fill and Shower set function



Wireless

The wireless controller has all the features of the Universal Controller but adds an element of portability and ease of retrofitting, both unique to Rinnai. The wireless controller also has a child lock to ensure safety for younger family members.

Specifications & Accessories



- Hot water outlet
- Cold water inlet
- Gas inlet

Model		INF12	INF16	INF20	INF26	INF26 Touch	INF26 Internal	INF32	
Factory pre-set temps	°C	50 60	50 60	50 60	50 60	50 60	50 60	50 60	
Min operating water flow (L/min)		1.5	1.5	1.5	1.5	1.5	2.4	2.4	
Min water pressure (kPa) Max 1000 (kPa)		120	120	160	200	200	140	180	
Gas rate (mj/h)	NG	Min	16	16	19	16	16	14	
		Max	92	124	156	199	199	195	250
	LPG	Min	16	16	19	16	16	16	14
		Max	92	124	156	199	199	195	250
Flow rate (L/Min)	25°C Rise	12	16	20	26	26	26	32	
	20°C Rise	15	20	24	26	26	32	37	
Star rating		6.2	6.1	6.0	6.0	6.0	6.1	5.9	
Width (mm)	A	356	356	356	356	356	350	470	
Depth (mm) (Inc brackets)	B	202	202	202	202	202	274	244	
Height (mm) (Inc brackets)	C	571	571	571	571	571	641	644	
Hot water connection (mm)		15	20	20	20	20	20	20	
Cold water connection (mm)		15	20	20	20	20	20	20	
Gas connection (mm)		20	20	20	20	20	20	20	
Weight (kg)		13.5	13.5	14.5	15.5	15.5	21	29	

ABS Recess Box (SBOX)

Built into the wall the SBOX is manufactured from a tough ABS plastic, the SBOX is light weight, easy to handle, durable and easy to install.



Metal Recess Box (RBOX06LW)

Built into the wall the metal recess box is designed to house and hide the pipework but also create a smooth and clean finish to the installation.



Pipe Cover (PCD01W)

Colour matched to enhance the installation by hiding unsightly pipework and complement its existing surroundings.



Flue Diverter (SFD01)

Directing the flue gases sideways means your Rinnai Infinity unit may be installed into areas with restricted ventilation like balconies.



Security Bracket (SECBKT)
Secure your investment with a quick and easy to install security bracket.

Rinnai Australia Pty Ltd
ABN 74 005 138 769
100 Atlantic Drive,
Keysborough, Victoria 3173
For further information visit
www.rinnai.com.au
or call 1300 555 545

Rinnai

TOTAL HOME COMFORT



HOT WATER



HEATING



COOLING